

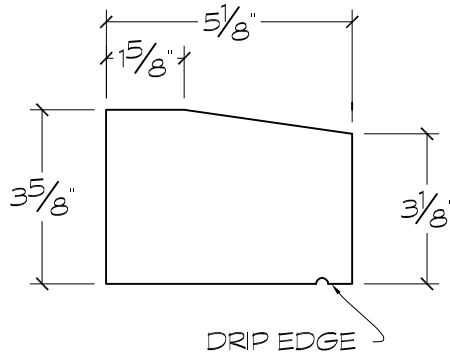
Harvey Cement Products, Inc.

Since 1947

16030 Park Avenue, Harvey, IL 60426

Ph: 708.333.1900 F: 708.333.1910

www.harveycement.com



CROSS SECTION

1 **PROFILE S**
 ARCH REF:
 SCALE: 3"=1'-0"

Profile ID

S

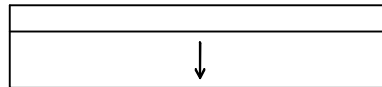
SUGGESTED USE

Sill	X
Transition Band	X
Coping	
Cap	
Field / Band	
Cornice	

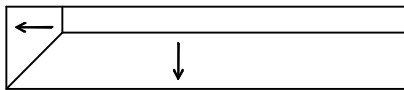
TYPE / SIZE
 AVAILABILITY

TYPE	LENGTH(S)
Straight	up to 53"
Left End Return	25 1/8"
Right End Return	25 1/8"

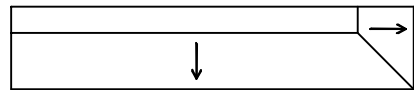
TOP VIEWS



STRAIGHT-Standard Length 23 5/8"



LEFT END RETURN



RIGHT END RETURN

DRIP EDGE - OPTIONAL